

Moodle LMS administration 101++

Salvador Banderas (FUNIBER)

Co-funded by the
Erasmus+ Programme
of the European Union




LOVE.DIST@NCE

First steps

What's the first thing administrators do when given the keys to Moodle management?



Enter Sandbox



LOVE.DIST@NCE
SANDBOX

Co-funded by the
Erasmus+ Programme
of the European Union



LOVE.DIST@NCE

Have you ever... used Moodle?

Has anyone NOT used Moodle before?

Has anyone used it, but is using something else on a daily basis?

What are you using?

Why?



The very basics

- Creating a course category
- Creating a course
- Creating a user

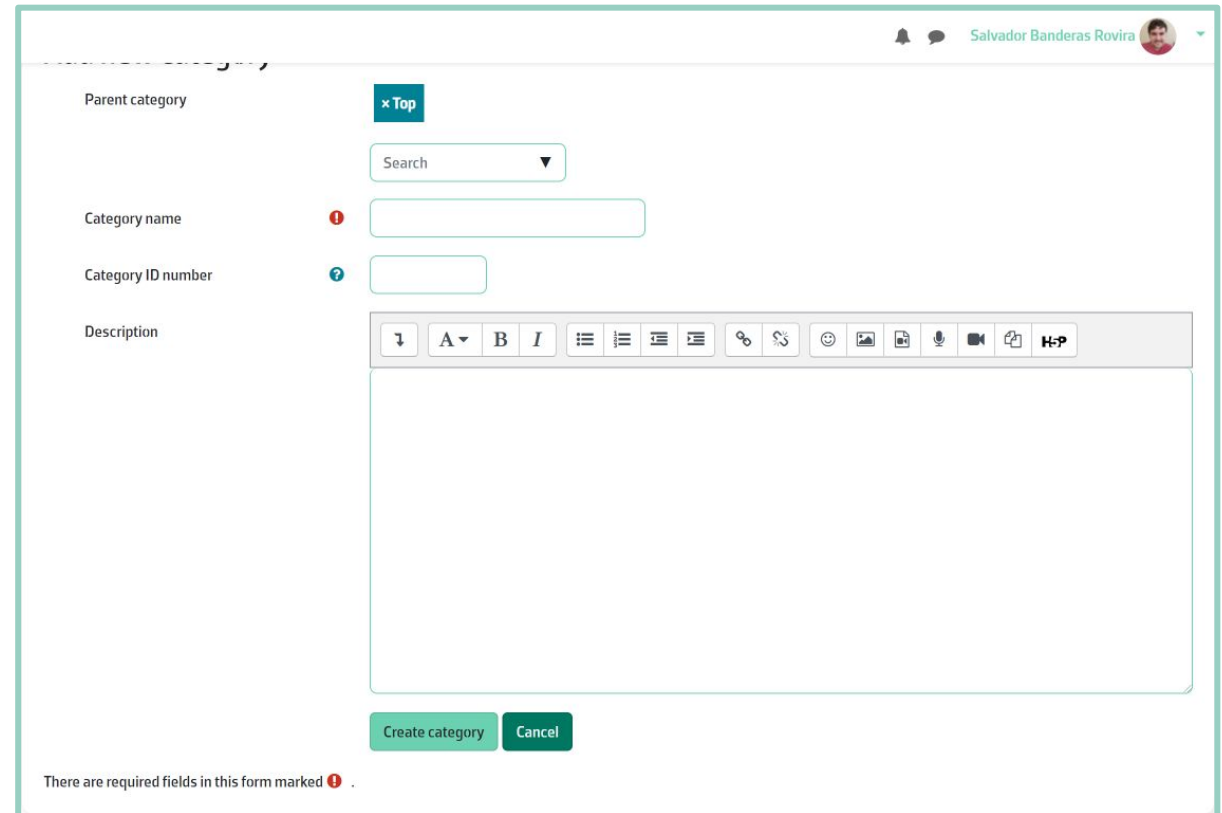


Creating a course category

Site administration

-Courses

--Add a category



The screenshot shows the 'Add a category' form in Moodle. At the top right, the user's name 'Salvador Banderas Rovira' is visible. The form includes the following fields:

- Parent category:** A dropdown menu with 'x Top' selected.
- Search:** A search input field.
- Category name:** A text input field with a red error icon (i) to its left.
- Category ID number:** A text input field with a blue question mark icon (?) to its left.
- Description:** A rich text editor with a toolbar containing icons for undo, redo, bold, italic, bulleted list, numbered list, link, unlink, smiley, image, insert, video, and help.

At the bottom of the form, there are two buttons: 'Create category' and 'Cancel'. A message at the bottom of the form reads: 'There are required fields in this form marked ⓘ'.



Creating a course

Site administration

-Courses

--Add a new course

Add a new course

▼ **General**

Course full name ! ?

Course short name ! ?

Course category ? **x Training of Trainers Barcelona 2020**

▼

Course visibility ? ▼

Course start date ? ▼ ▼ ▼ ▼ ▼

Course end date ? ▼ ▼ ▼ ▼ ▼ Enable

Course ID number ?

▼ **Description**



Creating a user


Site administration



-Users


--Add a new user

► Expand all

▼ General



Username 


Choose an authentication method  Manual accounts 


Suspended account 


Generate password and notify user


The password must have at least 8 characters, at least 1 digit(s), at least 1 lower case letter(s), at least 1 upper case letter(s), at least 1 non-alphanumeric character(s) such as as *, -, or #

New password  

Force password change 

First name 

Surname 

Email address 



Extents of a Moodle administrator

What do you think should be the traits of a Moodle administrator?

accepting
compassionate
optimistic
helpful inventive original
responsible passionate
imaginative ambitious
patient reliable
analytical
generous
witty clever persistent caring
adaptable devoted independent
dynamic encouraging enthusiastic loyal
humorous dependable
energetic
confident
resourceful
courageous



A DISC approach to admin profiles

DRIVER

“Use this instead.”
“That can’t be done.”
“You shouldn’t be doing that.”

CALCULATOR

“When do you need it?”
“What exactly is the purpose?”
“I need details.”

More active

More reflective

INFLUENCER

“I have something new that
you’re going to love!”

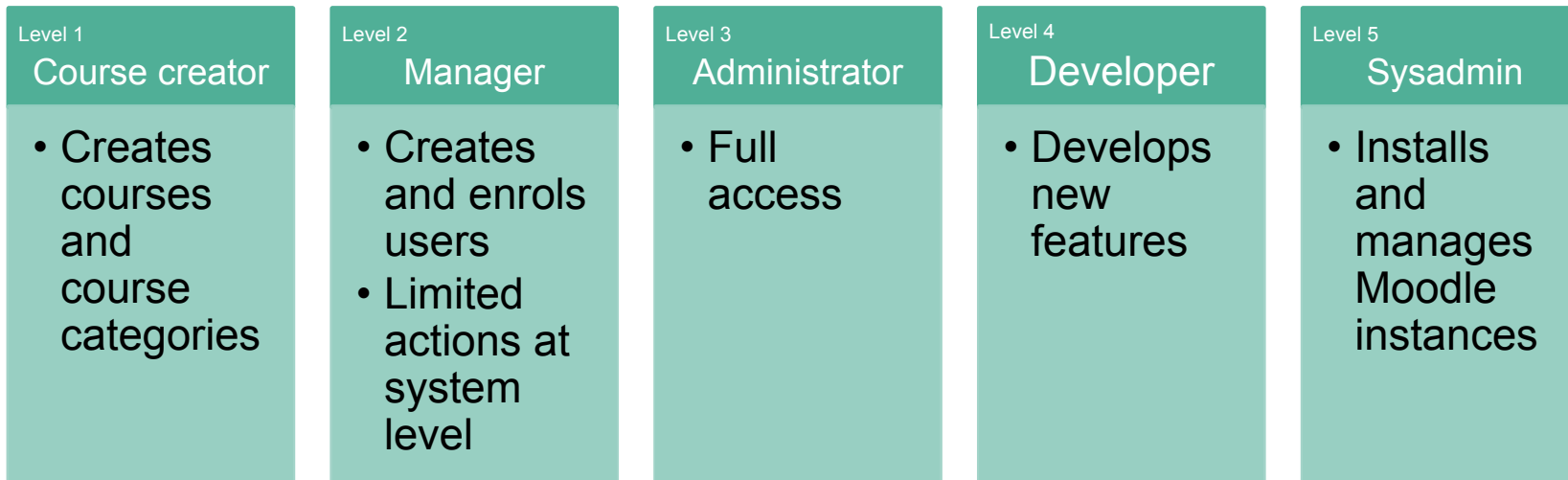
STEADIER

“Do you need anything else?”
“I’m happy to help!”

People oriented



Admin profiles by responsibilities



It's over 9000!

Level 6

\$superadmin

- Do-it-all



Let's put some colors to your courses

- Add a label
- Add an HTML block
- Add a page



The “World’s greatest admin” decalogue

1. ???

2. ???

3. ???

4. ???

5. ???

6. ???

Co-funded by the
Erasmus+ Programme
of the European Union



LOVE.DIST@NCE

7. ???

Decalogue: Think big



“Empower educators to improve our world.”

Co-funded by the
Erasmus+ Programme
of the European Union



LOVE.DIST@NCE

Decalogue: Think whole

- Who else can benefit from this?
- This could break that other thing...
- I did something like that for other department.



Decalogue: Think beyond

There's a whole world beyond teachers and students.

Budget

Design

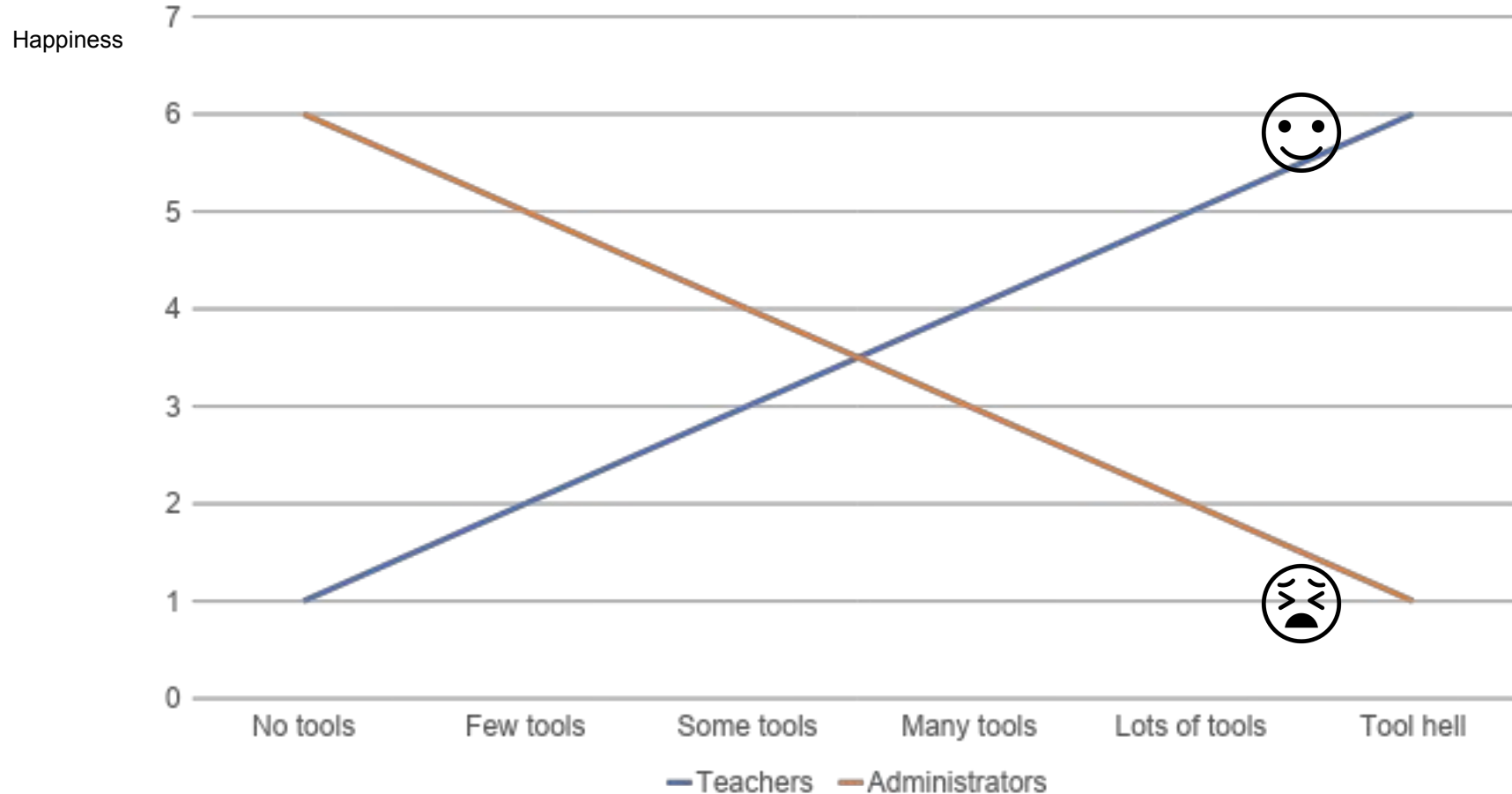
Management

Marketing

Yourselves



The "Why do you hate me?" administrator graph



Decalogue: Teach, learn and entertain (you're a teacher, too)

- Teach your stakeholders
- Learn from them
- Have fun in the process



Decalogue: I'm sure there's a plugin for this

- Probably someone thought about it too.

<https://moodle.org/plugins>



Decalogue: trust the documentation

<https://docs.moodle.org/>

▼ General

Username



Please be aware that some authentication plugins will not allow you to change the username.

Choose an authentication method



Manual accounts



Suspended account

Generate password and notify user



Decalogue: Trust the community

<https://moodle.org/community/>

Welcome to the Moodle community forums

Get support from the community, share ideas and meet others in a community of your preferred language below. (Not community in order to post in the forums.)

Before posting any support-related questions, please check the [Moodle documentation](#), particularly the [frequently ask](#) already answered in there. You can also try a [Google search of moodle.org](#). Another option is to contact one of our [Mo](#)

Want to help?

- If you see an unanswered question for which you know the answer, then answer it!
- Give feedback by rating posts as useful. (Ratings are also used to determine particularly helpful Moodlers.)
- Transfer useful content from forum discussions, such as frequently asked questions and answers, or ideas/suggesti [Moodle documentation](#).
- If you discover a bug or have a suggestion for a new feature, report it in the [Tracker](#).

Buscar cursos



Moodle in English

Bulgarian Moodle

Moodle en Català

Moodle český



Decalogue: Trust (your) developers

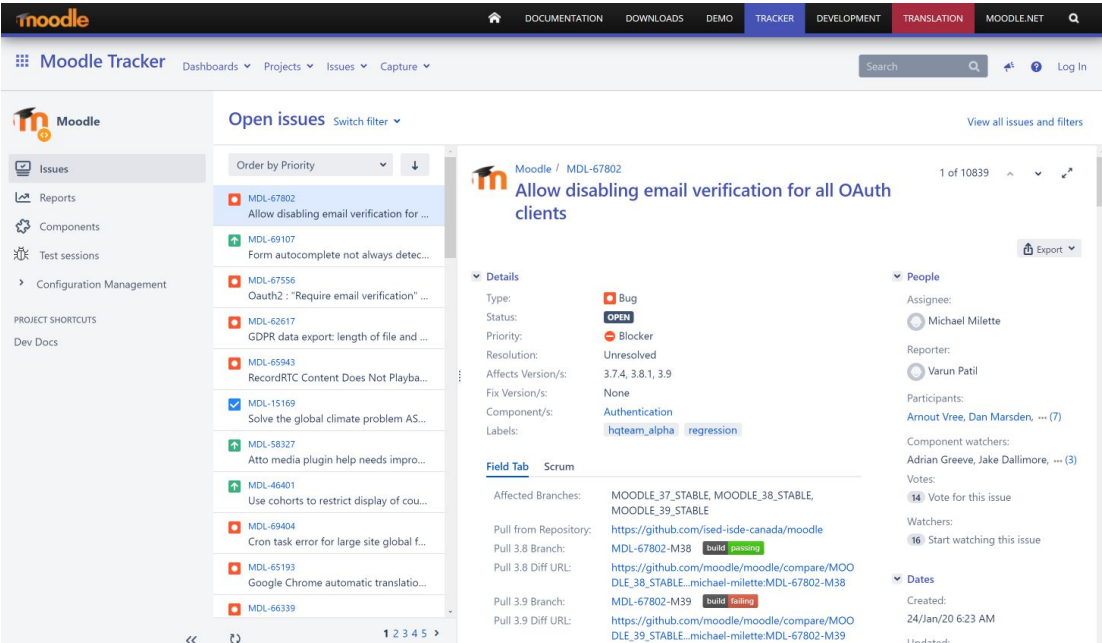
- Moodle is modular, extendable, capable
- Everything you imagine and more can be coded

```
        'role_id' => $role_details['id'],
        'resource_id' => $resource_details['id'],
    );
if ( $this->rule_exists( $resource_details['id'], $role_details['id'] ) ) {
    if ( $access == false ) {
        // Remove the rule as there is currently no need for it
        $details['access'] = !$access;
        $this->_sql->delete( 'acl_rules', $details );
    } else {
        // Update the rule with the new access value
        $this->_sql->update( 'acl_rules', array( 'access' => $access ) );
    }
}
foreach( $this->rules as $key=>$rule ) {
    if ( $details['role_id'] == $rule['role_id'] && $details['resource_id'] == $rule['resource_id'] ) {
        if ( $access == false ) {
            unset( $this->rules[ $key ] );
        } else {
            $this->rules[ $key ]['access'] = $access;
        }
    }
}
```



Decalogue: Use the tracker!

<https://tracker.moodle.org/>



The screenshot displays the Moodle Tracker interface. The top navigation bar includes links for DOCUMENTATION, DOWNLOADS, DEMO, TRACKER, DEVELOPMENT, TRANSLATION, and MOODLE.NET. The main content area is titled "Moodle Tracker" and shows a list of "Open issues" sorted by priority. The selected issue, MDL-67802, is titled "Allow disabling email verification for all OAuth clients". The details for this issue are shown on the right, including its status (OPEN), priority (Blocker), resolution (Unresolved), and affected versions (3.7.4, 3.8.1, 3.9). The issue is assigned to Michael Milete and reported by Varun Patil. The details also show affected branches, pull requests from the repository, and dates for creation and updates.



The End of the Decalogue

...and that's it.

Is it really?



Decalogue: I'm pretty sure that you didn't realize those were only nine points.

- Pay attention to details
- None of your other capabilities or traits matter if you're not thorough



Modules, blocks and a list of things that, yes, have always been there...

- Did you know that there's a hidden block called "Network servers"?

We did not!



...and some things that weren't

- H5P / Content bank
- MoodleNet
- Tours

https://docs.moodle.org/310/en/New_features



The not-so-basics: installing plugins

- From the GUI:
 - Site administration > Plugins > Install plugins > Install plugins from Moodle plugins directory
- Downloading and uploading
 - *Administration > Site administration > Plugins > Install plugins*
- Using Git submodules or manually adding it to the server folder



The power of the hidden (now even more powerful)

- Use hidden activities (new!)
- Use hidden categories or courses
- Play with capabilities



+ Moodle LMS administration 101++



Monitoring user activity

- Activity logs
- Reports
- Configurable reports (mod_configurable_reports)
- Attendance (mod_attendance)
- Course dedication (block_dedication)




Creating interactive activities with H5P

Activity - Country pair

[View all attempt](#)

Drag images from the left to match them with corresponding images on the right



✓ Check



Gamifying your Moodle courses with Stash



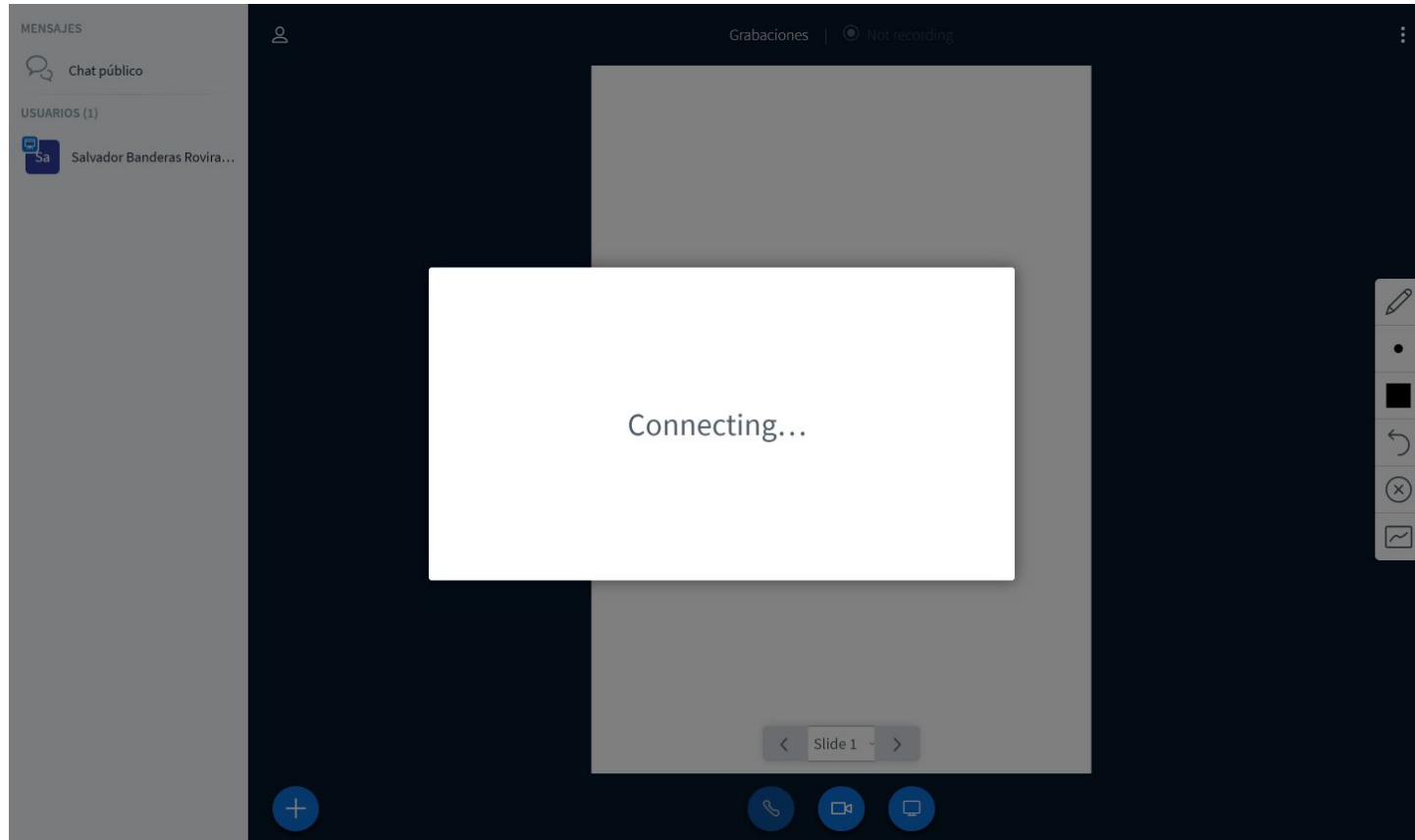
The screenshot displays a Moodle course interface with a 'Trade' section. A modal window titled 'Palau de la Música' is open, showing a trade configuration. The trade is named 'Palau de la Música' and is currently in a 'List of trade' state. The trade details are as follows:

Palau de la Música	
Gain	Loss
 Palau de la música (1) 	 Catalan rock (1)  
	 Catalan rumba (1)  
	 Laietan sound (1)  

Below the trade details, there is a 'Snippet' section with a text input field containing the code: `[stashtrade secret="IBbkjl"]`. A green copy button is located to the right of the input field. Below the input field, there is a note: 'Copy and paste this into an editor in different activities around your course.'



Streaming your classes with BigBlueButton



Toying with the API

POST <https://lovedistance.funiber.org/sandbox/webservice/rest/server.php?wsto>

Params ● Authorization Headers (9) Body ● Pre-request Script Tests

Query Params

	KEY	VALUE
<input checked="" type="checkbox"/>	wstoken	f5c1a647706c58cf5233b
<input checked="" type="checkbox"/>	wsfunction	core_user_get_users
<input checked="" type="checkbox"/>	moodlewsrestformat	json
	Key	Value



Open mic: everything you always wanted to know about Moodle but were too afraid to ask

